



South Dakota Health and Educational Facilities Authority

**BONDING COMMITTEE MEETING
November 18, 2019**

**SOUTH DAKOTA HEALTH AND
EDUCATIONAL FACILITIES
AUTHORITY**

CONTENTS

The Authority 1

Authority members and staff..... 2

Revenue bond index charts 3

New projects financed and pending projects..... 5

Projected Savings for the new School District State Aid Intercept Program..... 7

Outstanding bonds as of June 30, 2019..... 11

Map of healthcare projects financed 12

Map of educational projects financed 14

Listing of Authority projects financed 16

Schedule of assisted projects financed 26

THE AUTHORITY

The Authority is a body politic and corporate and public instrumentality of the State of South Dakota created by Chapter 1-16A of the South Dakota Codified Laws (the Act). The purpose of the Authority is to (i) assist private nonprofit health and educational institutions in South Dakota in the construction, acquisition, financing and refinancing of projects to be undertaken for health care and higher education programs, (ii) assist South Dakota school districts in the State Aid Intercept program, (iii) finance capital improvements for vocational education, (iv) assist public bodies in the financing of real property, equipment or other personal property and (v) assist public bodies, health institutions and educational institutions in the investment of funds intended for use or application in connection with any purpose, project or program authorized by the Act.

Under the Act, the Authority is authorized and empowered, among other things: to issue bonds, notes and other obligations for any of its corporate purposes and to refund the same; to charge and collect rates, rents, fees and charges for the use of projects or for services furnished by facilities in relation thereto; to construct, reconstruct, renovate, replace, maintain, repair, operate, lease or regulate projects for participating health institutions or participating educational institutions and to enter into contracts for the management or operation of projects; to refinance indebtedness of participating health institutions or participating educational institutions incurred with respect to the construction or acquisition of facilities by such institutions; to establish or cause to be established rules and regulations for the use of projects; to receive in relation to a project, loans or grants from any public agency or other source; to make loans to participating health institutions or participating educational institutions for costs of projects; to mortgage any project and the site thereof for the benefit of the holders of bonds issued to finance such project; and to do all things necessary or convenient to carry out the purpose of the Act.

The Act provides that the Authority shall consist of seven members serving five-year terms who shall be appointed by the Governor. All members of the Authority serve without compensation but are entitled to reimbursement for actual or necessary expenses incurred in the performance of their duties under the Act. The Authority annually elects one member to serve as Chairman, one member to serve as Vice Chairman and one member to serve as Treasurer.

The borrower selects the investment underwriter, and directs the investment of the cash pursuant to eligible investments.

The Authority selects bond counsel.

MEMBERS AND STAFF

SOUTH DAKOTA HEALTH AND EDUCATIONAL FACILITIES AUTHORITY

Norbert Sebade, Rapid City
Chairman

David F. Fleck, Yankton
Vice Chairman

William F. Lynch, Pierre
Treasurer

Roberta Ambur, Yankton

Donald E. Scott, PhD, Sioux Falls

James Scull, Jr., Rapid City

David Timpe, Hartford

Donald A. Templeton - Executive Director and Secretary

Vance Goldammer - General Legal Counsel
Redstone Law Firm, LLP, Sioux Falls, SD

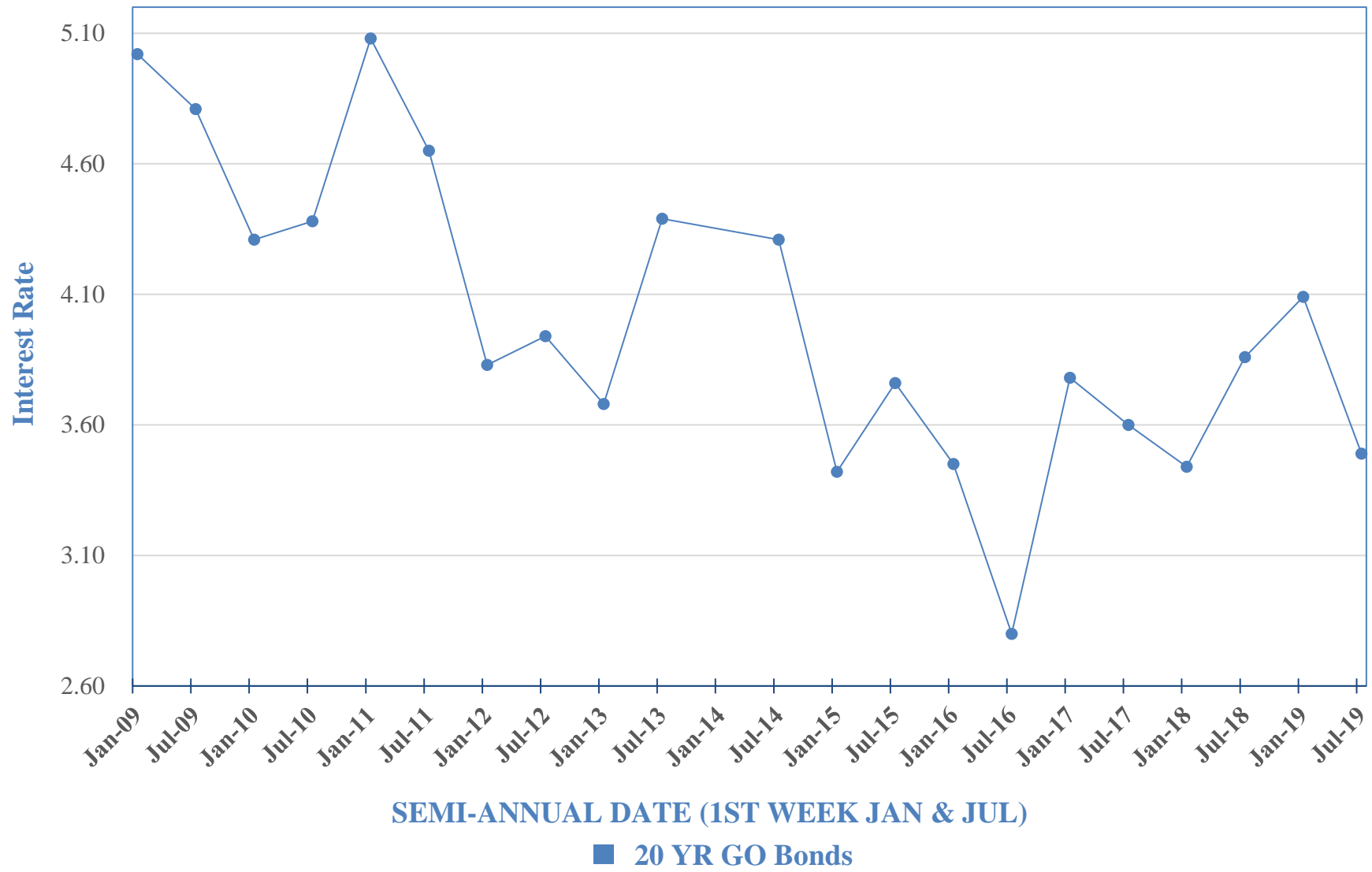
Dustin Christopherson – Associate Director

Steve Corbin – Finance Officer

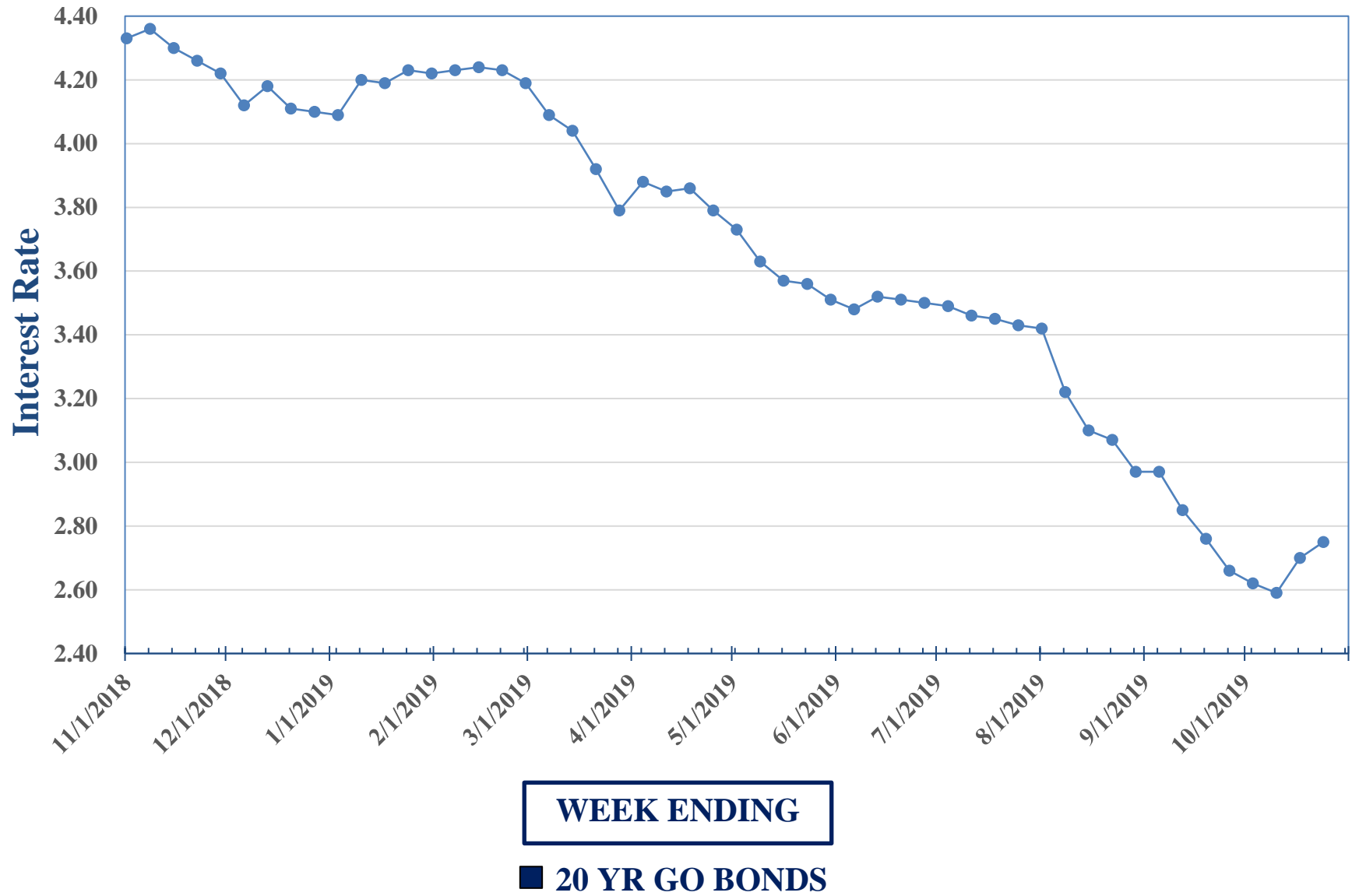
Michael Jost – Accountant

Trish Sargent – Administrative Assistant

Bond Buyer's 20-Bond General Obligation Index Interest Rated from 2009 to 2019



**Bond Buyer 20-Bond General Obligation Index
November 1, 2018 through October 24, 2019**



NEW PROJECTS FINANCED

For the Period November 10, 2018

through

November 18, 2019

No new projects for this period.

Pending Projects

Avera Health Series 2019A and 2019B

Project:	Refinancing of SDHEFA Avera Health 2008C and 2012A bonds and other debt not originally issued through the SDHEFA.
Estimated Amount:	\$144,090,000
Lender:	Public Offering
Source of Repayment:	Payments from Avera Health

**School District State Aid Intercept Program
Estimated Savings**

	<u>School District</u>	<u>Issue Date</u>	<u>Series</u>	<u>Project</u>	<u>Par Amount</u>	<u>Estimated Savings</u>
1	Canton	9/15/2016	Canton School District 41-1, South Dakota General Obligation Bonds, Series 2016A	Performing Arts Center	7,200,000	100,000
2	Bridgewater/Emery	9/15/2016	Bridgewater-Emery School District 30-3, South Dakota Limited Tax General Obligation Certificates, Series 2016A	Gymnasium, Track, and Improvements to the Football Stadium	4,520,000	75,000
3	Harrisburg	9/27/2016	Harrisburg School District 41-2, South Dakota Limited Tax General Obligation Certificates, Series 2016A	Land Purchase	2,955,000	40,000
4	Oglala Lakota	10/28/2016	Oglala Lakota School District 65-1, South Dakota Enhanced Payment Obligations Steve Hogie - Vice President First Bank and Trust 605-696-2255	Refinancing of 2013 Debt	14,556,654	3,000,000
5	Meade	12/15/2016	Meade School District 46-1, South Dakota Limited Tax General Obligation Capital Outlay Certificates, 2016A	Summerset Middle School	9,645,000	150,000
6	Gayville-Volin	12/29/2016	Gayville-Volin School District 63-1, South Dakota General Obligation Bonds, 2016	Addition to Existing School	2,650,000	16,500
7	Canton	1/5/2017	Canton School District 41-1, South Dakota Limited Tax General Obligation Capital Outlay Certificates, 2017A	Performing Arts Center	4,175,000	75,000
8	Redfield	1/6/2017	Redfield School District 56-4, South Dakota Limited Tax General Obligation Capital Outlay Certificates, 2017A	New K-12 Building and Series 2012 refunding	7,870,000	160,000 25,000
9	Bison	2/1/2017	Bison School District 52-1, South Dakota Limited Tax Capital Outlay Certificates, 2017 <i>* Bison School District did not have a financing avenue in place before they entered into the State Aid Intercept Program so the savings provided by the program is undetermined.</i>	New K-12 Building	4,350,000	Undetermined*
10	Meade	2/15/2017	Meade School District 46-1, South Dakota Limited Tax General Obligation Capital Outlay Certificates, 2017A	Summerset Middle School	9,670,000	150,000
11	Mitchell	3/1/2017	Mitchell School District 17-2, South Dakota Limited Tax General Obligation Refunding Certificates, 2017	Refinancing of 2009 Debt	4,240,000	15,000
12	Harrisburg	5/3/2017	Harrisburg School District 41-2, South Dakota General Obligation Refunding Bonds, Series 2017	Refinancing of 2012 Debt	15,000,000	204,000
13	Sioux Valley	4/12/2017	Sioux Valley School District 5-5, South Dakota Limited Tax General Obligation Certificates, 2017	Elementary School Addition	4,065,000	36,730
14	Madison	6/6/2017	Madison School District 39-2, South Dakota General Obligation Refunding Bonds, Series 2017	Refinancing of 2011 Debt	5,250,000	40,000
15	Bon Homme	6/15/2017	Bon Homme School District 04-2, South Dakota Limited Tax General Obligation Capital Outlay Certificates, 2017	Construct, rehab, and equip facilities.	2,865,000	25,000

	<u>School District</u>	<u>Issue Date</u>	<u>Series</u>	<u>Project</u>	<u>Par Amount</u>	<u>Estimated Savings</u>
16	Freeman	7/13/2017	Freeman School District 33-1, South Dakota Limited Tax General Obligation Refunding Bonds, 2017	Refinancing of 2012 Debt	2,450,000	7,600
17	Scotland	8/15/2017	Scotland School District 4-3, South Dakota Limited Tax	Auxiliary Gymnasium	1,340,000	25,000
18	Belle Fourche	8/15/2017	Belle Fourche School District 9-1, South Dakota Limited Tax General Obligation Certificates, Series 2017	New Tech Center	5,975,000	80,000
19	Lennox	8/29/2017	Lennox School District 41-4, Limited Tax Capital Outlay Refunding Certificates, Series 2017A	Partially Refund 2010B Debt	2,400,000	20,500
20	Lennox	8/29/2017	Lennox School District 41-4, Limited Tax Capital Outlay Refunding Certificates, Series 2017B	Partially Refund 2014A Debt	3,150,000	29,500
21	Rapid City	9/20/2017	Rapid City Area School District 51-4, Limited Tax General Obligation Capital Outlay Refunding Certificates, Series 2017A	Partially Refund 2010A Debt	9,475,000	50,000
22	Menno	9/20/2017	Menno School District 33-2, Limited Tax General Obligation Capital Outlay Certificates, Series 2017	New Classrooms	3,495,000	95,000
23	Andes Central	9/20/2017	Andes Central School District 11-1, Enhanced Payment Obligation	New High School	9,500,000	Undetermined*
24	Kadoka	9/20/2017	Kadoka Area School District 35-2, South Dakota Limited Tax General Obligation Certificates, 2017	New Gymnasium and Fitness Center	4,000,000	40,000
25	Leola	10/2/2017	Leola School District 44-2, Capital Outlay Certificates, Series 2017	Partially Refund Series 2012	2,720,000	30,000
26	McCook Central	10/5/2017	McCook Central School District 43-7 General Obligation Refunding Bonds, Series 2017	Advance Refund Series 2014	2,525,000	27,500
27	McCook Central	10/12/2017	McCook Central School District 43-7, Limited Tax Capital Outlay Refunding Certificates, Series 2017	Advance Refund Series 2014	3,815,000	42,500
28	Harrisburg	10/12/2017	Harrisburg School District 41-2, South Dakota General Obligation Refunding Bonds, Series 2017	Refunding of Series 2012	7,680,000	48,000
29	Tea	11/1/2017	Tea Area School District 41-5, General Obligation Bonds, Series 2017	New Elementary	9,560,000	239,000
30	Brandon Valley	11/9/2017	Brandon Valley School District 49-2, General Obligation Refunding Bonds Series 2017	Advance Refund Series 2013	5,165,000	34,000
31	Sioux Falls	11/16/2017	Sioux Falls School District 49-5, Limited Tax Capital Outlay Refunding Certificates, Series 2017A	Advance Refund Series 2009B	10,990,000	82,710
32	Sioux Falls	11/16/2017	Sioux Falls School District 49-5, Limited Tax Capital Outlay Refunding Certificates, Series 2017B	Advance Refund Series 2011	20,235,000	152,290
33	Brandon Valley	11/22/2017	Brandon Valley School District 49-2, Limited Tax Capital Outlay Refunding Certificates Series 2017	Advance Refund Series 2014	4,600,000	30,000

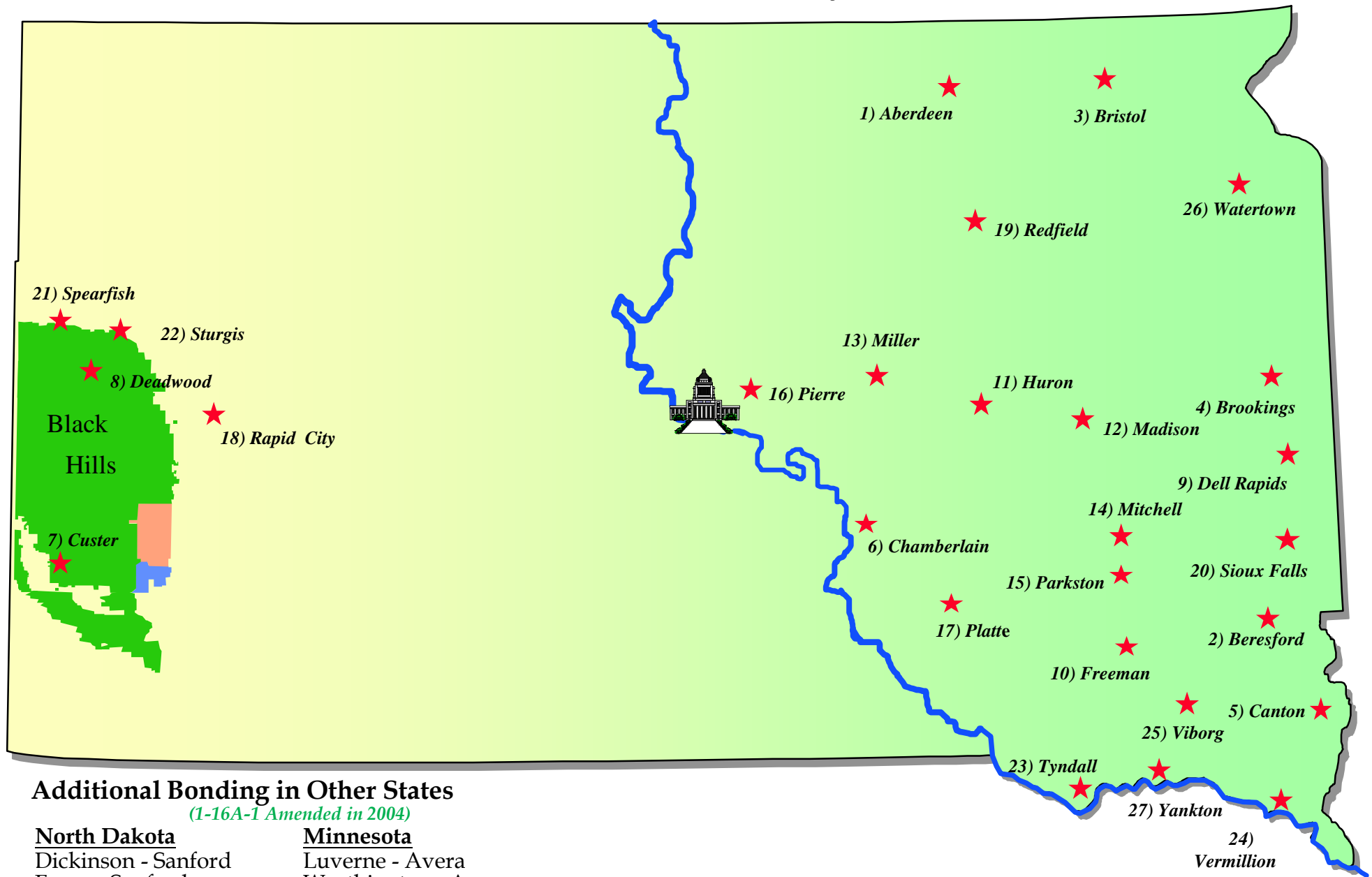
	<u>School District</u>	<u>Issue Date</u>	<u>Series</u>	<u>Project</u>	<u>Par Amount</u>	<u>Estimated Savings</u>
34	Sioux Falls	11/28/2017	Sioux Falls School District 49-5, Limited Tax Capital Outlay Refunding Certificates, Series 2017C	Advance Refund Series 2013	34,490,000	288,000
35	Alcester-Hudson	12/14/2017	Alcester-Hudson School District 61-1, General Obligation Bonds Series 2017	Elementary Addition	6,905,000	170,000
36	Jones County	12/15/2017	Jones County School District 37-3, Limited Tax General Obligation Capital Outlay Certificates Series 2017	New Classrooms	3,470,000	70,000
37	Florence	12/20/2017	Florence School District 14-1, General Obligation Refunding Bonds Series 2017	Advance Refund Series 2014	2,575,000	59,000
38	Huron	12/21/2017	Huron School District 2-2, General Obligation Refunding Bonds, Series 2017	Crossover Refund Series 2013 GO	9,260,000	97,000
39	Rapid City	12/28/2017	Rapid City Area School District 51-4, Limited Tax General Obligation Capital Outlay Refunding Certificates, Series 2017B	Partially Refund 2010A Debt	16,310,000	40,000
40	Watertown	12/28/2017	Watertown School District 14-4, Limited Tax Capital Outlay Refunding Certificates, Series 2017	Crossover Refund Series 2014 Debt	8,865,000	104,500
41	Tea	2/20/2018	Tea Area School District 41-5, General Obligation Refunding Bonds, Series 2018	Refund Series 2009B	3,000,000	34,635
42	Wessington Springs	3/27/2018	Wessington Springs School District 36-2, General Obligation Bonds, Series 2018	High School Improvements	3,500,000	40,000
43	Hamlin	4/18/2018	Hamlin School District 28-3, Limited Tax General Obligation Refunding Certificates, Series 2018 Bonds, Series 2018	Refund Series 2010A	1,680,000	15,310
44	Mitchell	5/24/2018	Mitchell School District 17-2, South Dakota Limited Tax General Obligation Certificates, 2018	Track Resurfacing and New Turf on Football Field	1,230,000	23,094
45	Brookings	8/16/2018	Brookings School District 05-1, South Dakota Limited Tax Capital Outlay Certificates, 2018	Various Elementary and Middle School Projects	23,170,000	280,000
46	Ethan	9/27/2018	Ethan School District No. 17-1, South Dakota Limited Tax Capital Outlay Certificates, Series 2018	Gymnasium Project	1,935,000	45,000
47	Tea	11/6/2018	Tea Area School District 41-5, Limited Tax General Obligation Certificates, Series 2018	Frontier Elementary School Addition	6,010,000	223,424
48	Lennox	12/12/2018	Lennox School District 41-4, Limited Tax Capital Outlay Refunding Certificates, Series 2018	Elementary School Renovation and Addition	7,800,000	\$100,000
49	Sioux Falls	12/13/2018	Sioux Falls School District 49-5, General Obligation Bonds, Series 2018A	New Schools and New Expansions	135,645,000	1,170,871
50	Tea	1/10/2019	Tea Area School District 41-5, General Obligation Bonds, Series 2019	New Elementary School	4,150,000	136,957

	<u>School District</u>	<u>Issue Date</u>	<u>Series</u>	<u>Project</u>	<u>Par Amount</u>	<u>Estimated Savings</u>
51	Harrisburg	3/7/2019	Harrisburg School District 41-2, South Dakota General Obligation Refunding Bonds, Series 2019	New Elementary and Various Improvements	36,660,000	763,405
52	Lyman	4/15/2019	Lyman School District 42-1, Limited Tax General Obligation Capital Outlay Certificates Series 2019	New K - 12 School	2,280,000	80,000
53	Milbank	5/1/2019	Milbank School District 25-4, General Obligation Bonds, Series 2019	New Elementary School	15,615,000	300,000
54	Huron	5/1/2019	Huron School District 2-2, Limited Tax General Obligation Bonds, Series 2019	Capital Improvements, New Shop, and Remodel	6,525,000	130,000
55	Baltic	5/1/2019	Baltic School District 49-1, General Obligation Refunding Bonds, Series 2019	Refinancing	2,500,000	41,566
56	Andes Central	5/6/2019	Andes Central School District 11-1, Enhanced Payment Obligation Refinancing, 2019	Refinancing (New High School)	9,500,000	Undetermined*
57	Hamlin	7/11/2019	Hamlin School District 28-3, Limited Tax General Obligation Certificates, Series 2019	Classroom Additions and a New CTE Lab	3,440,000	116,109
58	Alcester-Hudson	7/24/2019	Alcester-Hudson School District 61-1, Limited Tax General Obligation Certificates, Series 2019	Elementary Addition	550,000	26,208
59	Oglala Lakota	8/30/2019	Oglala Lakota School District 65-1, South Dakota Enhanced Payment Obligations, 2019 Steve Hogie - Vice President First Bank and Trust 605-696-2255	CTE High School and Refund 2016	27,500,000	2,000,000
60	Custer	10/8/2019	Custer School District 16-1, Limited Tax Capital Outlay Refunding Certificates, 2019	Current Refund Series 2011	1,875,000	10,000
61	Harrisburg	10/9/2019	Harrisburg School District 41-2, South Dakota General Obligation Refunding Bonds, Series 2019B	Current Refund Series 2010B and Series 2014	11,850,000	200,000
					596,376,654	11,710,909
	In Progress:					
62	Brandon Valley	11/7/2019	Brandon Valley School District 49-2, General Obligation Bonds Series 2019	New Elementary School Land for Future School	15,750,000	to price 10/31/2019
63	Rapid City	11/7/2019	Rapid City Area School District 51-4, Limited Tax General Obligation Capital Outlay Refunding Certificates, Series 2019	Current Refund Series 2012A and Series 2012B	11,940,000	1,010,572
64	Sioux Falls	11/13/2019	Sioux Falls School District 49-5, Limited Tax General Obligation Refunding Certificates, Series 2019	Current Refund Series 2010 and Series 2012	14,745,000	521,082
					638,811,654	\$13,242,563

South Dakota Health and Educational Facilities Authority
Combined Principal Maturity Schedule
6/30/2019

BONDS	O/S 6/30/2019
AVERA MCKENNAN SERIES 2008C	\$ 38,005,595
AVERA QUEEN OF PEACE SERIES 2008C	3,973,002
AVERA SACRED HEART SERIES 2008C	2,616,710
AVERA ST. LUKE'S SERIES 2008C	7,554,694
AVERA HEALTH SERIES 2012A	60,275,000
AVERA HEALTH SERIES 2012B	115,345,000
AVERA HEALTH SERIES 2014A	58,750,000
AVERA HEALTH SERIES 2017	222,860,000
DAKOTA HOSPITAL ASSOCIATION SERIES 1997	2,865,000
DELLS AREA HEALTH CENTER SERIES 2000	2,015,000
LIFESCAPE SERIES 2017	4,800,000
PRAIRIE LAKES HCS SERIES 2010	2,590,000
PRAIRIE LAKES HCS SERIES 2017	32,035,000
REGIONAL HEALTH SERIES 2015	53,965,000
REGIONAL HEALTH SERIES 2017	208,745,000
SIOUX VALLEY HOSPITAL SERIES 1997-UP	1,230,000
SIOUX VALLEY HOSPITAL SERIES 2001B	5,975,000
SIOUX VALLEY HOSPITAL SERIES 2001C	4,675,000
SIOUX VALLEY HOSPITAL SERIES 2004B	14,080,000
SANFORD HEALTH SERIES 2009	62,520,000
SANFORD HEALTH SERIES 2012A	21,425,000
SANFORD HEALTH SERIES 2012B	28,325,000
SANFORD HEALTH SERIES 2012C	4,200,000
SANFORD HEALTH SERIES 2012D	34,150,000
SANFORD HEALTH SERIES 2012E	120,000,000
SANFORD HEALTH SERIES 2014A	52,000,000
SANFORD HEALTH SERIES 2014B	176,205,000
SANFORD HEALTH SERIES 2015	167,260,000
SANFORD HEALTH SERIES 2016	40,000,000
UNIVERSITY OF SIOUX FALLS SERIES 2010A	3,605,000
UNIVERSITY OF SIOUX FALLS SERIES 2010B	2,575,000
UNIVERSITY OF SIOUX FALLS SERIES 2010C	1,290,000
UNIVERSITY OF SIOUX FALLS SERIES 2010D	1,290,000
UNIVERSITY OF SIOUX FALLS SERIES 2010E	2,825,000
VOCATIONAL ED PROGRAM SERIES 2010A	15,350,000
VOCATIONAL ED PROGRAM SERIES 2010B	6,455,000
VOCATIONAL ED PROGRAM SERIES 2010C	10,920,000
VOCATIONAL ED PROGRAM SERIES 2011A	19,760,000
VOCATIONAL ED PROGRAM SERIES 2012A	15,255,000
VOCATIONAL ED PROGRAM SERIES 2014A	950,000
VOCATIONAL ED PROGRAM SERIES 2015A	20,425,000
VOCATIONAL ED PROGRAM SERIES 2015B	14,390,000
VOCATIONAL ED PROGRAM SERIES 2015C	15,805,000
WESTHILLS VILLAGE RETIREMENT SERIES 2012	10,070,000
WESTHILLS VILLAGE RETIREMENT SERIES 2014	7,320,000
WESTHILLS VILLAGE RETIREMENT SERIES 2017	16,530,000
TOTAL BONDS OUTSTANDING	\$ 1,713,255,000

South Dakota Health and Educational Facilities Authority Map of Healthcare Projects Funded



Additional Bonding in Other States

(1-16A-1 Amended in 2004)

North Dakota

Dickinson - Sanford
Fargo - Sanford
Hillsboro - Sanford

Minnesota

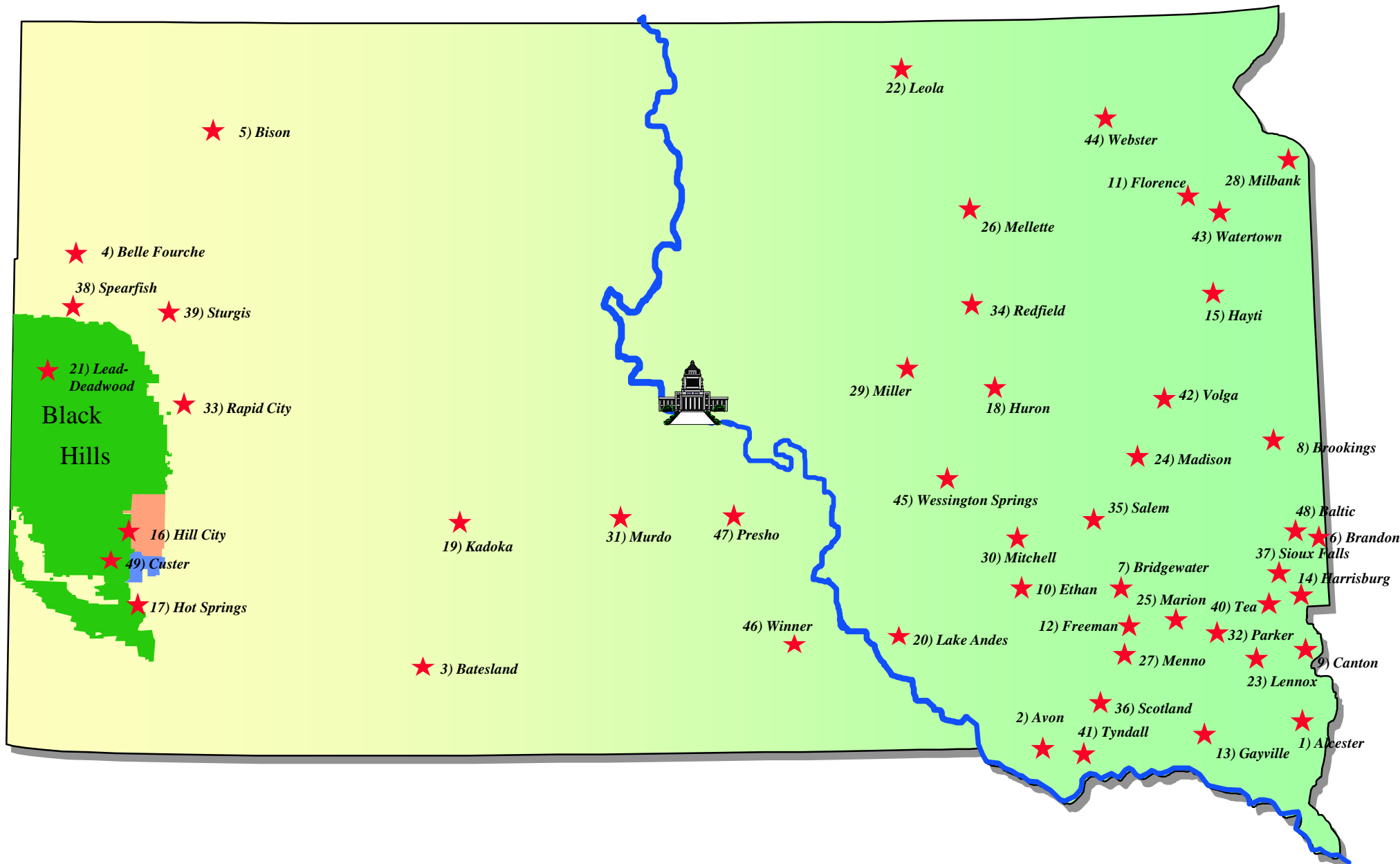
Luverne - Avera
Worthington - Avera
Bemidji - Sanford
Thief River Falls - Sanford

- 1) Aberdeen**
 - Avera St. Lukes
 - Northeastern Mental Health Center
 - Bethesda Home of Aberdeen
- 2) Beresford**
 - Bethesda Nursing Home
- 3) Bristol**
 - Sundial Manor
- 4) Brookings**
 - United Retirement Center
- 5) Canton**
 - Canton-Inwood Hospital
- 6) Chamberlain**
 - Chamberlain Home for the Elderly
 - Mid-Dakota Hospital
- 7) Custer**
 - Custer Community Hospital
- 8) Deadwood**
 - Northern Hills Hospital
- 9) Dell Rapids**
 - Dells Area Health Center
- 10) Freeman**
 - Freeman Community Hospital
- 11) Huron**
 - Huron Regional Medical Center
- 12) Madison**
 - Bethel Lutheran Home

- 13) Miller**
 - Hand County Hospital
- 14) Mitchell**
 - Avera Queen of Peace
- 15) Parkston**
 - Avera St. Benedict Hospital
- 16) Pierre**
 - Avera St. Mary's Healthcare Center
- 17) Platte**
 - Platte Community Hospital
- 18) Rapid City**
 - Black Hills Workshop
 - Children's Care Hospital & School
 - Regional Health
 - Westhills Village Retirement Community
- 19) Redfield**
 - Eastern Star
- 20) Sioux Falls**
 - Avera McKennan
 - Avera Prince of Peace
 - Bethany Lutheran Home
 - Children's Care Hospital & School
 - Rummel Memorial Home
 - Sanford Health
 - Southeast Mental Health Institute
 - United Cerebral Palsy
 - University Physicians

- 21) Spearfish**
 - Lookout Memorial Hospital
- 22) Sturgis**
 - Sturgis Community Healthcare Center
- 23) Tyndall**
 - St. Michaels Hospital
- 24) Vermillion**
 - Dakota Hospital Association
- 25) Viborg**
 - Pioneer Memorial Hospital
- 26) Watertown**
 - Prairie Lakes Health Care
 - Jenkins Methodist Home
 - Prairie Crossings
- 27) Yankton**
 - Avera Sacred Heart Hospital

South Dakota Health and Educational Facilities Authority Map of Educational Projects Funded



- 1) **Alcester**
Alcester-Hudson School District 61-1
- 2) **Avon**
Avon School District 4-1
- 3) **Batesland**
Oglala Lakota School District 65-1
- 4) **Belle Fourche**
Belle Fourche School District 9-1
- 5) **Bison**
Bison School District 52-1
- 6) **Brandon Valley**
Brandon Valley School District 49-2
- 7) **Bridgewater**
Bridgewater-Emery School District 30-3
- 8) **Brookings**
Brookings School District 05-1
- 9) **Canton**
Canton School District 41-1
- 10) **Ethan**
Ethan School District 17-1
- 11) **Florence**
Florence School District 14-1
- 12) **Freeman**
Freeman School District 33-1
- 13) **Gayville**
Gayville-Volin School District 63-1
- 14) **Harrisburg**
Harrisburg School District 41-2
- 15) **Hayti**
Hamlin School District 28-3
- 16) **Hill City**
Hill City School District 51-2
- 17) **Hot Springs**
Hot Springs School District 23-2
- 18) **Huron**
Huron School District 2-2
- 19) **Kadoka**
Kadoka Area School District 35-2

- 20) **Lake Andes**
Andes Central School District 11-1
- 21) **Lead-Deadwood**
Lead-Deadwood School District 40-1
- 22) **Leola**
Leola School District 44-2
- 23) **Lennox**
Lennox School District 41-4
- 24) **Madison**
Madison School District 39-2
- 25) **Marion**
Marion School District 60-3
- 26) **Mellette**
Mellette School District 56-7
- 27) **Menno**
Menno School District 33-2
- 28) **Milbank**
Milbank School District 25-4
- 29) **Miller**
Miller School District 29-4
- 30) **Mitchell**
Dakota Wesleyan University
Mitchell School District 17-2
Mitchell Technical Institute
- 31) **Murdo**
Jones County School District 37-3
- 32) **Parker**
Parker School District 60-4
- 33) **Rapid City**
Rapid City Area School District 51-4
Western Dakota Technical Institute
- 34) **Redfield**
Redfield School District 56-4
- 35) **Salem**
McCook Central School District 43-7
- 36) **Scotland**
Scotland School District 4-3

- 37) **Sioux Falls**
Augustana University
Sioux Falls School District 49-5
Southeast Technical Institute
University of Sioux Falls
- 38) **Spearfish**
Spearfish School District 40-2
- 39) **Sturgis**
Meade School District 46-1
- 40) **Tea**
Tea Area School District 41-5
- 41) **Tyndall**
Bon Homme School District 04-2
- 42) **Volga**
Sioux Valley School District 5-5
- 43) **Watertown**
Lake Area Technical Institute
- 44) **Webster**
Webster Area School District 18-5
- 45) **Wessington Springs**
Wessington Springs School District 36-2
- 46) **Winner**
Winner School District 59-2
- 47) **Prescho**
Lyman School District 42-1
- 48) **Baltic School District**
Baltic School District 49-1
- 49) **Custer School District**
Custer School District 16-1

**SOUTH DAKOTA HEALTH AND EDUCATIONAL
FACILITIES AUTHORITY
SCHEDULE OF PROJECTS FINANCED
AS OF NOVEMBER 18, 2019**

<u>Series</u>	<u>Dated</u>	<u>Amount Issued</u>
Augustana College, Series 1972A(2)	November 1, 1972	\$ 350,000
St. Joseph Hospital, Series 1973A(2)	January 1, 1973	2,045,000
St. Joseph Hospital, Series 1973B(2)	January 1, 1973	730,000
McKenna Hospital, Series 1973A(2)	April 1, 1973	15,250,000
McKenna Hospital, Series 1973B(2)	April 1, 1973	1,250,000
Rapid City Regional Hospital, Series 1976(2)	September 1, 1976	21,700,000
McKenna Hospital, Series 1976C(2)	November 1, 1976	1,060,000
Sioux Valley Hospital, Series 1976(2)	November 1, 1976	25,600,000
St. Luke's Hospital, Series 1977(2)	March 1, 1977	7,400,000
Maryhouse Nursing Home, Series 1977A & B(2)	March 1, 1977	780,000
Pioneer Memorial Hospital, Series 1977(2)	May 1, 1977	315,000
Rapid City Regional Hospital Note, 1978(2)	May 4, 1978	595,000
McKenna Hospital, Series 1978(2)	August 1, 1978	15,535,000
St. Mary's Hospital Note, 1978(2)	August 15, 1978	93,000
St. Mary's Hospital, Series 1979(2)	July 1, 1979	6,300,000
Crippled Children's Hospital & School, Series 1979(2)	July 1, 1979	5,275,000
Sacred Heart Hospital Collateralized Trust Notes, 1979(2)	September 5, 1979	3,000,000
Augustana College Note, 1980(2)	May 30, 1980	500,000
Sacred Heart Hospital, Series 1980(2)	August 1, 1980	14,900,000
St. Mary's Hospital Note, 1980(2)	August 15, 1980	500,000
St. Mary's Hospital Note, 1981(2)	February 24, 1981	115,000
Augustana College, Series 1981(2)	April 1, 1981	2,200,000
Crippled Children's Hospital & School, Series 1981(2)	April 1, 1981	700,000
McKenna Hospital, Series 1981(2)	May 1, 1981	36,970,000
St. Mary's Hospital Note, 1981(2)	August 1, 1981	175,000
St. Luke's Hospital, Series 1981(2)	October 1, 1981	1,385,000
St. Joseph's Hospital Note, 1981(2)	November 1, 1981	175,000
St. Joseph Hospital Note, 1981(2)	December 16, 1981	340,000
St. Luke's Hospital Note, 1982(2)	April 16, 1982	278,000
Western Dakota Vocational Technical Foundation, Series 1982(2)	June 1, 1982	400,000
Health Education Assistance Loan, Series 1982A(2)	November 10, 1982	4,840,000

<u>Series</u>	<u>Dated</u>	<u>Amount Issued</u>
Equipment Financing Program, Series 1982A(2)	December 1, 1982	19,070,000
Rapid City Regional Hospital, Series 1982(2)	December 1, 1982	18,255,000
Sioux Valley Hospital, Series 1982(2)	December 1, 1982	11,920,000
Augustana College, Series 1983(2)	April 1, 1983	2,200,000
Crippled Children's Hospital & School Note, 1983(2)	July 6, 1983	100,000
Platte Community Memorial Hospital Note, 1983(2)	September 14, 1983	70,000
St. Michael's Hospital Note, 1983(2)	September 14, 1983	250,000
St. Benedict Hospital Note, 1983(2)	September 14, 1983	175,000
Pioneer Memorial Hospital, Series 1984(2)	January 1, 1984	200,000
St. Joseph Hospital Note, 1984(2)	January 13, 1984	198,242
Rapid City Regional Hospital, Series 1984(2)	March 1, 1984	37,370,000
Black Hills Rehabilitation Hospital, Series 1984(2)	March 1, 1984	5,050,000
Sioux Valley Hospital, Series 1984(2)	May 1, 1984	10,000,000
Northern Hills General Hospital, 1984(2)	August 15, 1984	355,000
Health Education Assistance Loan, Series 1984(2)	November 30, 1984	6,000,000
United Cerebral Palsy Note, 1985(2)	January 5, 1985	400,000
McKenna Hospital, Series 1985A(2)	February 1, 1985	40,855,000
McKenna Hospital Note, 1985(2)	May 31, 1985	1,780,000
McKenna Hospital, Series 1985B(2)	May 15, 1985	11,120,000
Pooled Loan Program, Series 1985A(2)	July 15, 1985	45,000,000
Sacred Heart Hospital, Series 1985(2)	December 1, 1985	15,075,000
Northeastern Mental Health Center, Series 1985(2)	December 15, 1985	600,000
School District Tax Anticipation Promissory Note Program, Series 1986(2)	August 14, 1986	55,135,000
St. Joseph Hospital Note, 1986(2)	August 22, 1986	400,000
Sioux Falls College, Series 1986(2)	November 19, 1986	1,225,000
Westhills Village Retirement Community, Series 1986(2)	December 15, 1986	10,550,000
Bethany Lutheran Home for the Aged, Series 1987(2)	April 1, 1987	1,190,000
School District Cash Flow Financing Promissory Note Program, Series 1987A(2)	June 30, 1987	33,225,000
Rummel Memorial Home, Inc., Series 1987	August 1, 1987	700,000
School District Cash Flow Financing Promissory Note Program, Series 1987B(2)	August 1, 1987	6,485,000

<u>Series</u>	<u>Dated</u>	<u>Amount Issued</u>
Vocational Education Program		
Revenue Bonds, Series 1987(2)	September 1, 1987	5,595,000
St. Mary's Hospital, Series 1988(2)	March 1, 1988	2,000,000
Health Education Assistance Loan		
Program Note, 1988(2)	March 31, 1988	4,500,000
Sioux Valley Hospital Note, 1988(2)	April 25, 1988	8,110,000
St. Luke's Hospital, Series 1988A(2)	May 3, 1988	10,000,000
McKenna Hospital, Series 1988A(2)	June 1, 1988	12,000,000
School District Cash Flow Financing		
Program, Series 1988(2)	July 13, 1988	32,945,000
Vocational Education Program,		
Series 1988(2)	August 1, 1988	11,120,000
St. Luke's Midland Regional Medical		
Center, Series 1988(2)	September 1, 1988	17,200,000
Sioux Valley Hospital, Series 1989(2)	January 15, 1989	54,000,000
School District Capital Outlay Lease		
Program, Series 1989A(2)	February 15, 1989	1,485,000
School District Capital Outlay Lease		
Program, Series 1989B(2)	February 15, 1989	8,650,000
McKenna Hospital, Series 1989A(2)	April 1, 1989	68,450,000
Prince of Peace Retirement Community		
Inc., Series 1989B(2)	April 1, 1989	8,700,000
Sioux Falls School District No. 49-5,		
1989 Lease(2)	April 20, 1989	2,168,000
School District Cash Flow Financing		
Program, Series 1989(2)	July 11, 1989	34,990,000
School District Capital Outlay Lease		
Program, Series 1989C(2)	October 1, 1989	4,575,000
Rapid City Regional Hospital,		
Series 1989(2)	December 1, 1989	52,180,000
Southeastern Mental Health Center,		
Series 1990(2)	May 1, 1990	970,000
Vocational Education Program,		
Series 1990(2)	June 1, 1990	1,315,000
Dakota Wesleyan University, Series 1990(2)	June 1, 1990	800,000
Dakota Hospital Association,		
Series 1990(2)	June 26, 1990	275,000
McKenna Hospital, Series 1990(2)	July 1, 1990	32,836,717
School District Cash Flow Financing		
Program, Series 1990(2)	July 12, 1990	28,390,000
Sioux Falls School District No. 49-5,		
Series 1990(2)	August 9, 1990	3,844,858
School District Capital Outlay Lease		
Program, Series 1990A(2)	December 20, 1990	1,220,000
Community Disabilities Services,		
Series 1991(2)	May 1, 1991	1,525,000

<u>Series</u>	<u>Dated</u>	<u>Amount Issued</u>
Hill City School District No. 51-2, Series 1991A(2)	May 16, 1991	400,000
Sioux Valley Hospital, Series 1991(2)	June 1, 1991	34,300,000
Milbank School District No. 25-4, Series 1991B(2)	June 12, 1991	810,000
Health Education Assistance Loan Program Note, Series 1991(2)	June 12, 1991	1,500,000
Augustana College Association, Series 1991(2)	June 13, 1991	550,000
School District Cash Flow Financing Program, Series 1991(2)	July 9, 1991	35,265,000
Black Hills Workshop and Training Center, Inc., Series 1991(2)	August 1, 1991	2,270,000
St. Luke's Midland Regional Medical Center, Series 1991(2)	August 1, 1991	34,685,000
St. Joseph Hospital, Series 1991(2)	August 1, 1991	3,210,000
McKenna Hospital, Series 1991(2)	August 1, 1991	3,690,000
East Dakota Cooperative Educational Service Unit, Series 1991(2)	August 1, 1991	275,000
Hot Springs School District No. 23-2, Series 1991C(2)	October 8, 1991	350,000
Queen of Peace Hospital, Series 1992(2)	March 1, 1992	14,698,145
Miller School District No. 29-1, Series 1992A(2)	March 24, 1992	1,900,000
East Dakota Cooperative Educational Service Unit, Series 1992(2)	April 1, 1992	275,000
Prairie Lakes Health Care Center, Series 1992(2)	May 1, 1992	24,000,000
School District Cash Flow Financing Program, Series 1992(2)	July 14, 1992	40,670,000
Mitchell School District, No. 17-2, Series 1992B(2)	July 14, 1992	4,140,000
Rapid City Regional Hospital, Series 1992(2)	August 1, 1992	54,835,000
St. Mary's Healthcare Center, Series 1992(2)	August 1, 1992	7,190,000
East Dakota Cooperative Educational Service Unit, Series 1992B(2)	September 1, 1992	275,000
Sioux Valley Hospital, Series 1992A(2)	November 18, 1992	16,500,000
Dakota Wesleyan University, Series 1992(2)	November 25, 1992	5,180,000
Vocational Education Program, Series 1992(2)	December 15, 1992	8,785,000
Mitchell School District, No. 17-2, Series 1993A(2)	January 13, 1993	850,000

<u>Series</u>	<u>Dated</u>	<u>Amount Issued</u>
Webster School District, No. 18-4, Series 1993B(2)	January 13, 1993	920,000
School District Cash Flow Financing Program, Series 1993(2)	June 29, 1993	44,315,000
Vocational Education Program, Series 1993A(2)	August 1, 1993	6,950,000
Series 1993B(2)	August 1, 1993	2,830,000
Jenkins Methodist Home, Series 1993(2)	August 1, 1993	4,880,000
Prince of Peace Retirement Community, Inc., Series 1993(2)	September 1, 1993	9,165,000
Bon Homme School District, No. 04-2, Series 1993C(2)	October 26, 1993	1,240,000
East Dakota Cooperative Educational Service Unit, Series 1993(2)	November 1, 1993	175,000
Westhills Village Retirement Community, Series 1993(2)	December 1, 1993	13,095,000
Sioux Valley Hospital, Series 1993(2)	December 15, 1993	24,000,000
St. Luke's Midland Regional Medical Center, Note 1994(2)	February 23, 1994	2,266,055
Avon School District, No. 04-1, Series 1994A(2)	March 9, 1994	750,000
Huron Regional Medical Center, Series 1994(2)	April 1, 1994	11,315,000
Mitchell School District, No. 17-2, Series 1994B(2)	April 13, 1994	1,400,000
Winner School District, No. 59-2, Series 1994C(2)	May 26, 1994	2,695,000
Marion School District, No. 60-3, Series 1994D(2)	June 1, 1994	650,000
School District Cash Flow Financing Program, Series 1994(2)	July 14, 1994	32,755,000
Belle Fourche School District, No. 09-1, Series 1994E(2)	July 25, 1994	750,000
Rummel Memorial Home, Inc., Series 1994	September 1, 1994	600,000
Northwestern School District, No. 56-3, Series 1994F(2)	November 3, 1994	1,500,000
McKenna Hospital, Series 1994(2)	January 12, 1995	28,000,000
University of Sioux Falls, Series 1995(2)	March 1, 1995	1,520,000
Spearfish School District, No. 40-2, Series 1995A(2)	July 13, 1995	700,000
Lennox School District, No. 41-4, Series 1995B(2)	July 13, 1995	1,685,000
School District Cash Flow Financing Program, Series 1995(2)	July 18, 1995	32,795,000
McKenna Hospital, Series 1996(2)	May 1, 1996	29,715,000

<u>Series</u>	<u>Dated</u>	<u>Amount Issued</u>
St. Luke's Midland Regional Medical Center, Series 1996(2)	May 1, 1996	8,140,000
Parker School District, No. 60-4, Series 1996A(2)	May 16, 1996	1,500,000
School District Cash Flow Financing Program, Series 1996(2)	July 18, 1996	24,040,000
Pioneer Memorial Hospital, Series 1996(2)	November 1, 1996	3,045,000
Sioux Valley Hospital, Series 1997(2)	July 1, 1997	14,105,000
Canton-Inwood Memorial Hospital, Series 1997(2)	July 1, 1997	2,735,000
Mid-Dakota Hospital Association, Series 1997(2)	July 1, 1997	2,085,000
Chamberlain Home for the Elderly, Inc., Series 1997(2)	July 1, 1997	615,000
Dakota Hospital Association, Series 1997	July 1, 1997	6,110,000
University Physicians, Series 1997	July 1, 1997	4,885,000
School District Cash Flow Financing Program, Series 1997(2)	July 1, 1997	12,180,000
Vocational Education Program, Series 1997(2)	December 1, 1997	10,365,000
Pioneer Memorial Hospital, Series 1998(2)	February 1, 1998	400,000
Northwestern School District, No. 56-3, Series 1998A(2)	March 17, 1998	1,150,000
Prairie Lakes Health Care System, Series 1998(2)	March 26, 1998	14,840,000
Rapid City Regional Hospital, Series 1998(2)	April 1, 1998	78,405,000
Vocational Education Program, Series 1998A(2)	May 1, 1998	4,705,000
Mitchell School District, No. 17-2, Series 1998B(2)	June 15, 1998	5,960,000
School District Cash Flow Financing Program, Series 1998 (2)	August 4, 1998	4,795,000
Avera McKennan Series 1998(2)	September 1, 1998	20,600,000
Miller School District, No. 29-1, Series 1998C(2)	September 11, 1998	1,390,000
Belle Fourche School District, No. 09-1, Series 1998D(2)	October 8, 1998	3,450,000
Rapid City Regional Hospital, Series 1999(2)	June 3, 1999	14,880,000
Vocational Education Program, Series 1999(2)	July 1, 1999	7,135,000

<u>Series</u>	<u>Dated</u>	<u>Amount Issued</u>
Westhills Village Retirement Community, Series 1999(2)	October 1, 1999	4,675,000
Prairie Crossings, Series 1999(2)	November 1, 1999	6,370,000
Children's Care Hospital and School, Series 1999(2)	November 1, 1999	9,315,000
University of Sioux Falls, Series 1999(2)	December 1, 1999	4,975,000
Sioux Valley Hospital, Series 2000(2)	February 29, 2000	30,000,000
Dells Area Health Center, Series 2000	February 29, 2000	5,100,000
Avera McKennan, Series 2000(2)	March 1, 2000	11,917,080
Avera St. Luke's, Series 2000(2)	March 1, 2000	6,168,465
Avera Queen of Peace, Series 2000(2)	March 1, 2000	9,259,455
Hot Springs School District, No. 23-2, Series 2000A(2)	September 26, 2000	2,000,000
Rapid City Regional Hospital, Series 2001(2)	April 1, 2001	39,750,000
Sioux Valley Hospital, Series 2001A(2)	April 26, 2001	40,000,000
Sioux Valley Hospital, Series 2001B	June 26, 2001	5,975,000
Sioux Valley Hospital, Series 2001C	June 26, 2001	30,000,000
Sioux Valley Hospital, Series 2001D(2)	June 26, 2001	31,835,000
Sioux Valley Hospital, Series 2001E(2)	September 1, 2001	40,430,000
University of Sioux Falls, Series 2001(2)	December 6, 2001	3,700,000
Sioux Valley Hospital, Series 2002A(2)	March 28, 2002	25,310,000
Avera McKennan, Series 2002(2)	April 11, 2002	21,677,832
Avera St. Luke's, Series 2002(2)	April 11, 2002	22,941,776
Avera Sacred Heart, Series 2002(2)	April 11, 2002	15,000,392
Sioux Valley Hospital, Series 2002B(2)	June 1, 2002	14,350,000
Prairie Lakes Health Care System, Series 2002(2)	October 1, 2002	15,000,000

<u>Series</u>	<u>Dated</u>	<u>Amount Issued</u>
Westhills Village Retirement Community, Series 2003(2)	March 1, 2003	11,790,000
Rapid City Regional Hospital, Series 2003(2)	April 1, 2003	60,000,000
Avera McKennan, Series 2004(2)	May 18, 2004	31,360,610
Avera Queen of Peace, Series 2004(2)	May 18, 2004	11,753,754
Avera St. Luke's, Series 2004(2)	May 18, 2004	15,795,636
Sioux Valley Hospital, Series 2004A(2)	September 1, 2004	52,000,000
Sioux Valley Hospital, Series 2004B	September 14, 2004	18,000,000
Vocational Education Program, Series 2004(2)	December 30, 2004	6,265,000
University of Sioux Falls, Series 2005(2)	February 23, 2005	6,000,000
Huron Regional Medical Center, Series 2005(2)	January 6, 2006	5,225,000
Avera Health Systems, Series 2006(2)	June 22, 2006	61,075,000
Westhills Village Retirement Community, Series 2006(2)	July 1, 2006	12,055,000
Children's Care Hospital and School, Series 2007(2)	March 29, 2007	8,705,000
Sanford Health Systems, Series 2007(2)	April 15, 2007	72,755,000
Prairie Crossings, Series 2007(2)	April 16, 2007	4,115,000
Vocational Education Program, Series 2007(2)	November 8, 2007	8,805,000
Avera McKennan, Series 2007(2)	December 6, 2007	6,400,000
Avera Health System, Series 2008A(2)	June 18, 2008	139,205,000
Series 2008B(2)	June 18, 2008	50,320,000
Avera Health System, Series 2008C	July 1, 2008	61,495,000
Rapid City Regional Hospital, Series 2008(2)	August 14, 2008	67,465,000
Vocational Education Program, Series 2008(2)	September 16, 2008	19,465,000
Sanford Health System, Series 2009	September 10, 2009	70,565,000

<u>Series</u>	<u>Dated</u>	<u>Amount Issued</u>
University of Sioux Falls, Series 2010A	May 28, 2010	5,600,000
University of Sioux Falls, Series 2010B	May 28, 2010	4,000,000
University of Sioux Falls, Series 2010C	May 28, 2010	2,000,000
University of Sioux Falls, Series 2010D	May 28, 2010	2,000,000
University of Sioux Falls, Series 2010E	May 28, 2010	4,400,000
Vocational Education Program, Series 2010A Taxable Build America Bonds	July 2, 2010	17,135,000
Vocational Education Program, Series 2010B Taxable Recovery Zone Economic Development Bonds	July 2, 2010	6,455,000
Regional Health, Series 2010(1)	August 17, 2010	54,390,000
Vocational Education Program, Series 2010C Taxable Build America Bonds	November 9, 2010	12,605,000
Prairie Lakes Health Care System, Series 2010	December 8, 2010	20,685,000
Vocational Education Program, Series 2011A	August 11, 2011	20,140,000
Regional Health, Series 2011(1)	November 22, 2011	50,460,000
Vocational Education Program, Series 2012A	February 16, 2012	18,810,000
Sanford Health System, Series 2012A	March 29, 2012	32,955,000
Series 2012B	March 29, 2012	33,230,000
Series 2012C Taxable	March 29, 2012	10,695,000
Avera Health System, Series 2012A	May 1, 2012	71,205,000
Series 2012B	May 1, 2012	131,265,000
Sanford Health System, Series 2012D	June 14, 2012	45,000,000
Westhills Village Retirement Community, Series 2012	June 5, 2012	15,665,000
Sanford Health System, Series 2012E	November 1, 2012	120,000,000
Vocational Education Program, Series 2014A(2)	June 17, 2014	1,790,000
Avera Health System, Series 2014	June 26, 2014	58,750,000

<u>Series</u>	<u>Dated</u>	<u>Amount Issued</u>
Sanford Health System, Series 2014A	August 5, 2014	52,000,000
Westhills Village Retirement Community, Series 2014	August 22, 2014	9,005,000
Sanford Health System, Series 2014B	October 28, 2014	186,105,000
Regional Health System, Series 2015	January 27, 2015	67,210,000
Vocational Education Program, Series 2015A	February 5, 2015	20,590,000
Vocational Education Program, Series 2015B	March 5, 2015	16,050,000
Vocational Education Program, Series 2015C	April 16, 2015	17,320,000
Sanford Health Systems, Series 2015	October 21, 2015	176,315,000
Sanford Health Systems, Series 2016	October 28, 2016	50,000,000
Prairie Lakes, Series 2017	January 27, 2017	36,000,000
Westhills Village Retirement Community, Series 2017	February 1, 2017	16,970,000
Regional Health System, Series 2017	September 7, 2017	212,180,000
Avera Health, Series 2017	October 11, 2017	223,075,000
LifeScape, Series 2017	November 1, 2017	<u>5,195,000</u>
Total amount of bond issues		<u>\$ 4,739,953,017</u>
Total number of bond issues		<u>246</u>

- (1) Issue has been advance refunded.
(2) Debt has been retired.

**SOUTH DAKOTA HEALTH AND EDUCATIONAL
FACILITIES AUTHORITY
SCHEDULE OF ASSISTED PROJECTS FINANCED
AS OF NOVEMBER 18, 2019**

<u>Series</u>	<u>Dated</u>	<u>Amount Assisted</u>
St. Ann's Corporation, Series 1988(2)	July 28, 1988	\$ 945,000
St. Benedict Hospital, Series 1988(2)	December 1, 1988	1,400,000
St. Joseph Hospital, Series 1988(2)	November 16, 1988	765,000
St. Michael's Hospital, Series 1989(2)	October 25, 1989	210,000
United Cerebral Palsy, Series 1989(2)	December 27, 1989	385,000
Bethel Lutheran Home, Series 1990(2)	May 31, 1990	600,000
Baptist Hospital, Series 1991(2)	April 1, 1991	2,500,000
Every Citizen Counts Organization, Inc., Series 1991(2)	July 3, 1991	350,000
Marshall County Memorial Hospital, Series 1991(2)	August 20, 1991	177,000
Dakota Hospital, Series 1991(2)	December 31, 1991	1,500,000
St. Benedict Hospital, Series 1992(2)	March 1, 1992	199,000
Bethel Lutheran Nursing Home, Series 1992(2)	May 26, 1992	400,000
Hand County Memorial Hospital, Series 1993(2)	March 15, 1993	1,100,000
St. Benedict Hospital, Series 1993(2)	October 15, 1993	1,200,000
Sun Dial Manor, Series 1994(2)	April 4, 1994	670,000
Dell Rapids Community Hospital, Series 1995(2)	September 6, 1995	1,250,000
Queen of Peace Hospital, Series 1995(2)	December 13, 1995	750,000
Bethesda of Aberdeen, Series 1996(2)	April 16, 1996	4,000,000

<u>Series</u>	<u>Dated</u>	<u>Amount Assisted</u>
Bethesda Home for the Aged, Series 1996(2)	April 17, 1996	1,830,000
Eastern Star of SD, Series 1996(2)	April 18, 1996	850,000
Bethel Lutheran Home, Series 1996(2)	September 26, 1996	1,300,000
Freeman Community Hospital and Nursing Home, Series 1996(2)	October 10, 1996	300,000
St. Benedict Health Center, Series 1997(2)	April 10, 1997	610,000
Hand County Memorial Hospital, Series 1997(2)	October 15, 1997	700,000
Platte Community Memorial Hospital, Series 1997(2)	December 5, 1997	249,500
Queen of Peace Hospital, Series 1997(2)	December 29, 1997	800,000
Bethesda Home of Aberdeen, Series 1999(2)	October 14, 1999	1,200,000
Avera St. Michael's Hospital Inc., Series 2000(2)	February 23, 2000	1,435,000
Avera St. Benedict Health Center, Series 2001(2)	December 28, 2001	600,000
Avera St. Benedict Health Center, Series 2003(2)	November 4, 2003	500,000
Avera St. Benedict Health Center, Series 2005(2)	May 10, 2005	2,500,000
Children's Care Hospital & School, Series 2005(2)	October 14, 2005	2,900,000
Freeman Regional Health Services, Series 2006	September 29, 2006	750,000
Bethesda Home of Aberdeen, Series 2008(2)	February 1, 2008	2,000,000
United Retirement Center, Series 2011	July 15, 2011	6,622,000
Bethel Lutheran Home, Series 2012	June 6, 2012	1,400,000
Canton School District, Series 2016A	September 15, 2016	7,200,000

<u>Series</u>	<u>Dated</u>	<u>Amount Assisted</u>
Bridgewater-Emery School District, Series 2016A	September 15, 2016	4,520,000
Harrisburg School District, Series 2016A	September 27, 2016	2,955,000
Oglala Lakota County School District, Series 2016A	October 28, 2016	14,556,654
Meade School District Series 2016A	October 15, 2016	9,645,000
Gayville-Volin School District Series 2016	December 29, 2016	2,650,000
Canton School District Series 2017A	January 5, 2017	4,175,000
Redfield School District Series 2017A	January 6, 2017	7,870,000
Bison School District Series 2017	February 1, 2017	4,350,000
Meade School District Series 2017A	February 15, 2017	9,670,000
Mitchell School District Series 2017	March 1, 2017	4,240,000
Harrisburg School District, Series 2017	May 3, 2017	15,000,000
Sioux Valley School District Series 2017	April 12, 2017	4,065,000
Madison School District Series 2017	June 6, 2017	5,250,000
Bon Homme School District Series 2017	June 15, 2017	2,865,000
Freeman School District Series 2017	July 13, 2017	2,450,000
Scotland School District Series 2017	August 15, 2017	1,340,000
Belle Fourche School District Series 2017	August 15, 2017	5,975,000
Lennox School District Series 2017A	August 29, 2017	2,400,000
Lennox School District Series 2017B	August 29, 2017	3,150,000
Rapid City School District Series 2017A	September 20, 2017	9,475,000

<u>Series</u>	<u>Dated</u>	<u>Amount Assisted</u>
Menno School District Series 2017	September 20, 2017	3,495,000
Lale Andes School District Series 2017	September 20, 2017	9,500,000
Kadoka School District Series 2017	September 20, 2017	4,000,000
Leola School District Series 2017	October 2, 2017	2,720,000
McCook Central School District Series 2017	October 5, 2017	2,525,000
McCook Central School District Series 2017	October 12, 2017	3,815,000
Harrisburg School District, Series 2017	October 12, 2017	7,680,000
Tea Area School District Series 2017	November 1, 2017	9,560,000
Brandon Valley School District Series 2017	November 19, 2017	5,165,000
Sioux Falls School District Series 2017	November 16, 2017	10,990,000
Sioux Falls School District Series 2017	November 16, 2017	<u>20,235,000</u>
Total amount of assisted bond issues		<u>\$ 248,434,154</u>
Total number of assisted bond issues		<u>68</u>

(2) Debt has been retired.